☐Urgent ☐Return receipt ☐Expand Group ☐Restricted ☐Prevent Copy ☐Confidential

Max Yuet Lun WONG/PLAND

寄件者: tmylwdpo_pd/PLAND
寄件日期: 2026年10月29日星期四 9:28
收件者: Max Yuet Lun WONG/PLAND
副本: Carman Chui Ying CHEUNG/PLAND; Karry Ka Wong LAU/PLAND
主旨: 轉寄: A/HSK/632消防建議
附件: 海信規劃-632(R1)-FS PLAN 20261028-3.pdf

From: tpbpd/PLAND <tpbpd@pland.gov.hk>
Sent: Thursday, October 29, 2026 9:07 AM
To: tmylwdpo_pd/PLAND <tmylwdpo@pland.gov.hk>
Cc: Emmy Tsz Ling YU/PLAND <etlyu@pland.gov.hk>
Subject: Fw: A/HSK/632消防建議

From: 陳灝然 [redacted]
Sent: Wednesday, October 28, 2026 11:56 PM
To: tpbpd/PLAND <tpbpd@pland.gov.hk>
Cc: Henry Ming Him TO/PLAND <hmhto@pland.gov.hk>
Subject: A/HSK/632消防建議

敬啟者

就上述檔案，申請人現提交消防建議。

FIRE SERVICE NOTES :

1. A MODIFIED HOSE REEL SYSTEM WITH A 2,000 L F.S. TANK SHALL BE PROVIDED TO THE SUBJECT BUILDINGS IN ACCORDANCE WITH PARA. 5.14 OF THE CODE OF PRACTICE FOR MINIMUM FIRE SERVICE INSTALLATIONS AND EQUIPMENT 2022. HOSE REEL SHALL BE PROVIDED TO ENSURE THAT EVERY PART OF THE BUILDINGS WHERE CAN BE REACHED BY A LENGTH OF NOT MORE THAN 30M OF HOSE REEL TUBING.

   1.1 HOSE REEL SHALL BE PROVIDED AT POSITIONS AS INDICATED ON PLANS.
   1.2 NO FIRE SERVICE INLET TO BE PROVIDED FOR MODIFIED HOSE REEL SYSTEM.
   1.3 TWO FIXED FIRE PUMPS (DUTY/STANDY) TO BE PROVIDED.

2. FIRE ALARM SYSTEM SHALL BE PROVIDED IN ACCORDANCE WITH BS 5839-1 : 2017 AND FSD CIRCULAR LETTERS NO. 6/2021. ONE ACTUATING POINT AND ONE AUDIO WARNING DEVICE TO BE LOCATED AT EACH HOSE REEL POINT. VISUAL ALARM SIGNALS TO BE PROVIDED. ACTUATING POINT SHALL INCLUDE FACILITIES FOR FIRE PUMP START AND AUDIO/VISUAL WARNING DEVICE INITIATION.

   2.1 FIRE ALARM PANEL TO BE PROVIDED AND LOCATED INSIDE F.S. PUMP ROOM.

3. SUFFICIENT EMERGENCY LIGHTING WITH 2 HOURS BACK UP BATTERY TO BE PROVIDED TO THE BUILDINGS IN ACCORDANCE WITH BS 5266-1 : 2016, BS EN 1838 : 2013 AND FSD CIRCULAR LETTER NO. 4/2021.

4. SUFFICIENT EXIT SIGN / DIRECTIONAL SIGN TO BE PROVIDED IN ACCORDANCE WITH BS 5266-1:2016 AND THE FSD CIRCULAR LETTER NO. 5/2008.

5. FIRE EXTINGUISHERS SHALL BE PROVIDED AS INDICATED ON PLANS.

6. WHEN A VENTILATION/AIR CONDITIONING CONTROL SYSTEM TO THE AREAS/BUILDING IS REQUIRED TO BE PROVIDED, IT SHALL STOP MECHANICALLY INDUCED AIR MOVEMENT WITHIN A DESIGNATED FIRE COMPARTMENT.

7. AUTOMATIC SPRINKLER SYSTEM SHALL BE PROVIDED TO THE ENTIRE BUILDING/STRUCTURE IN ACCORDANCE WITH LPC RULES INCORPORATING BS EN 12845 : 2015 AND FSD CIRCULAR LETTER 5/2020 EXCEPT E&M PLANT ROOMS. SPRINKLER SHALL NOT BE PROVIDED TO STANDALONE TEMPORARY TOILETS / STANDALONE TEMPORARY OFFICES / STANDALONE WORKSHOP ADJOINING STRUCTURES IF THEY ARE LESS THAN 1.8M APART AND WHERE TOTAL FLOOR AREAS LESS THAN 230 SQUARE METRES. SPRINKLER SHALL NOT BE PROVIDED TO COVERED SHEDS AS THOSE ARE METAL STRUCTURE WITH 3 SIDES OPENING.

   7.1 HAZARD CLASSIFICATION : OH3
   7.2 STORED PRODUCTS AND CATEGORIES : CATEGORY (I)
   7.3 STORAGE CONFIGURATION : FREE STANDING (ST1) & POST-PALLET STORAGE (ST2)
   7.4 STORAGE HEIGHT NOT EXCEEDING : 4M & 3.5M
   7.5 STORAGE SHOULD BE CONFINED TO BLOCKS NOT EXCEEDING 50 SQ M. IN PLAN AREA FOR CATEGORY I.
   7.6 STORAGE BLOCKS SHOULD BE SEPARATED BY AISLES NO LESS THAN 2.4M WIDE.
   7.7 ONE NUMBER 135,000 LITRES SPRINKLER WATER TANK TO BE PROVIDED AS INDICATED ON PLANS.
   7.8 SPRINKLER PUMPS, SPRINKLER CONTROL VALVES AND SPRINKLER INLETS SHALL BE PROVIDED AS INDICATED ON PLANS.

8. SECONDARY SOURCE OF POWER SUPPLY FOR FIRE SERVICE INSTALLATIONS TO BE PROVIDED BY CONNECTION BEFORE THE MAIN SWITCH WITH AUTOMATIC CHANGE-OVER DEVICE AND SATISFACTION OF THE DIRECTOR OF FIRE SERVICES.

9. SMOKE EXTRACTION SYSTEM SHALL NOT BE PROVIDED WHEREAS THE AGGREGATE AREA OF OPENABLE WINDOWS OF THE COMPARTMENT EXCEEDS 6.25% OF THE FLOOR AREA OF THAT COMPARTMENT IN WAREHOUSES 1, 2, 3, 4, 5, TS6, TS10.

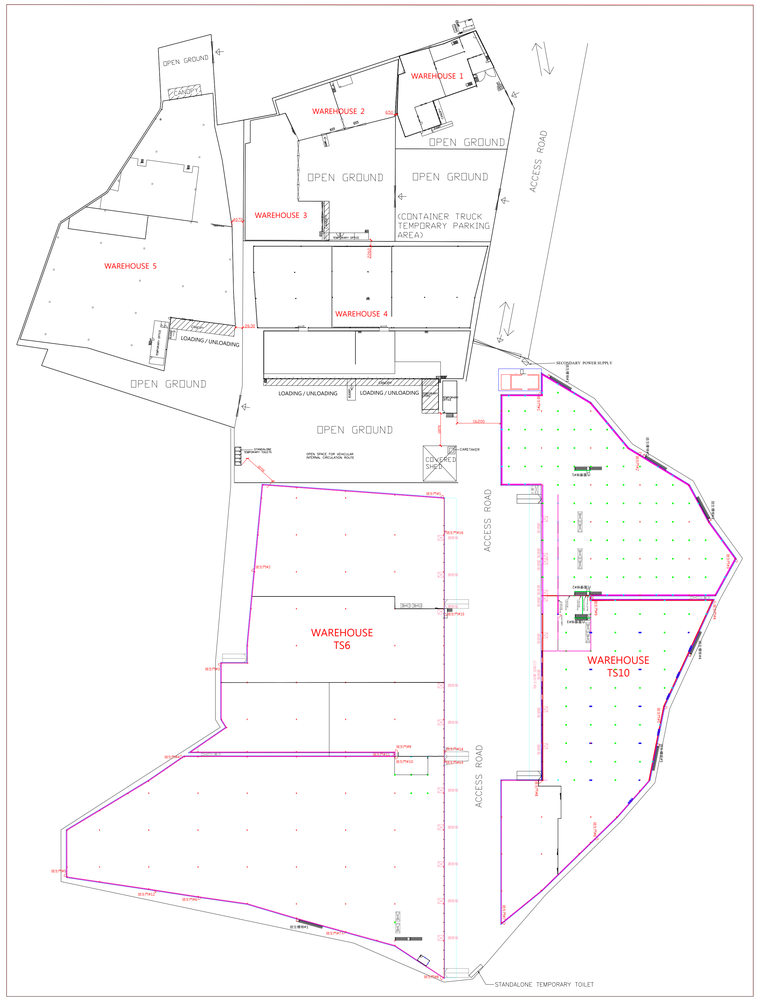

LOTS 63(PART), 65(PART), 66(PART), 70(PART), 71(PART), 72, 73(PART), 74(PART), 75(PART), 76 S.A(PART), 77(PART), 80(PART), 112(PART), 113(PART) 122(PART), 124(PART), 125, 126, 127(PART), 128, 129(PART), 132(PART), 133(PART), 134(PART), 135, 136, 137, 138(PART), 139, 140, 141, 142 ,143, 144(PART), 145(PART), 146(PART), 147(PART), 148(PART), 149, 150, 151, 152, 153, 154, 155, 156, 157, 158, 159, 161, 163, 164, 165, 166, 256(PART), 257(PART), 258(PART), 260 S.A, 260 S.B(PART), 261 S.A, 261, 262, 263, 264, 265, 266, 267, 268(PART), 270(PART), 271, 272, 273, 274, 277(PART) 278(PART), 279(PART) AND 281(PART) IN D.D.125, HA TSUEN, YUEN LONG, NEW TERRITORIES

BLOCK PLAN

LEGEND

- COVERED SHED
- METAL GATE
- FIRE ALARM BELL
- VISUAL FIRE ALARM
- MANUAL FIRE ALARM CALL POINT (BREAK GLASS TYPE)
- EXIT — EXIT SIGN
- SLIDING DOOR
- H.R. — HOSE REEL SET
- FIXED FIRE PUMP/SPRINKLER PUMP
- SPRINKLER CONTROL VALVE
- SPRINKLER INLET
- W — 9LITER WATER CO2 FIRE EXTINGUISHER
- C — 5KG CO2 FIRE EXTINGUISHER
- D — 5KG DRY POWDER FIRE EXTINGUISHER
- F.S.CONTROL PANEL
- EMERGENCY LIGHTING

TITLE:
FS NOTES,LEGEND AND BLOCK PLAN
(RNTPC PAPER NO.A/HSK/632)

SCALE: NOT TO SCALE	DRAWN BY: GLORIA
DATE: 28-10-2026	DESIGNED BY: MR CHEUNG
DWG. NO: FS/01	CHECKED BY: MR CHEUNG
CONTRACT NO.: -	SHEET: 14
REVISION: 1	

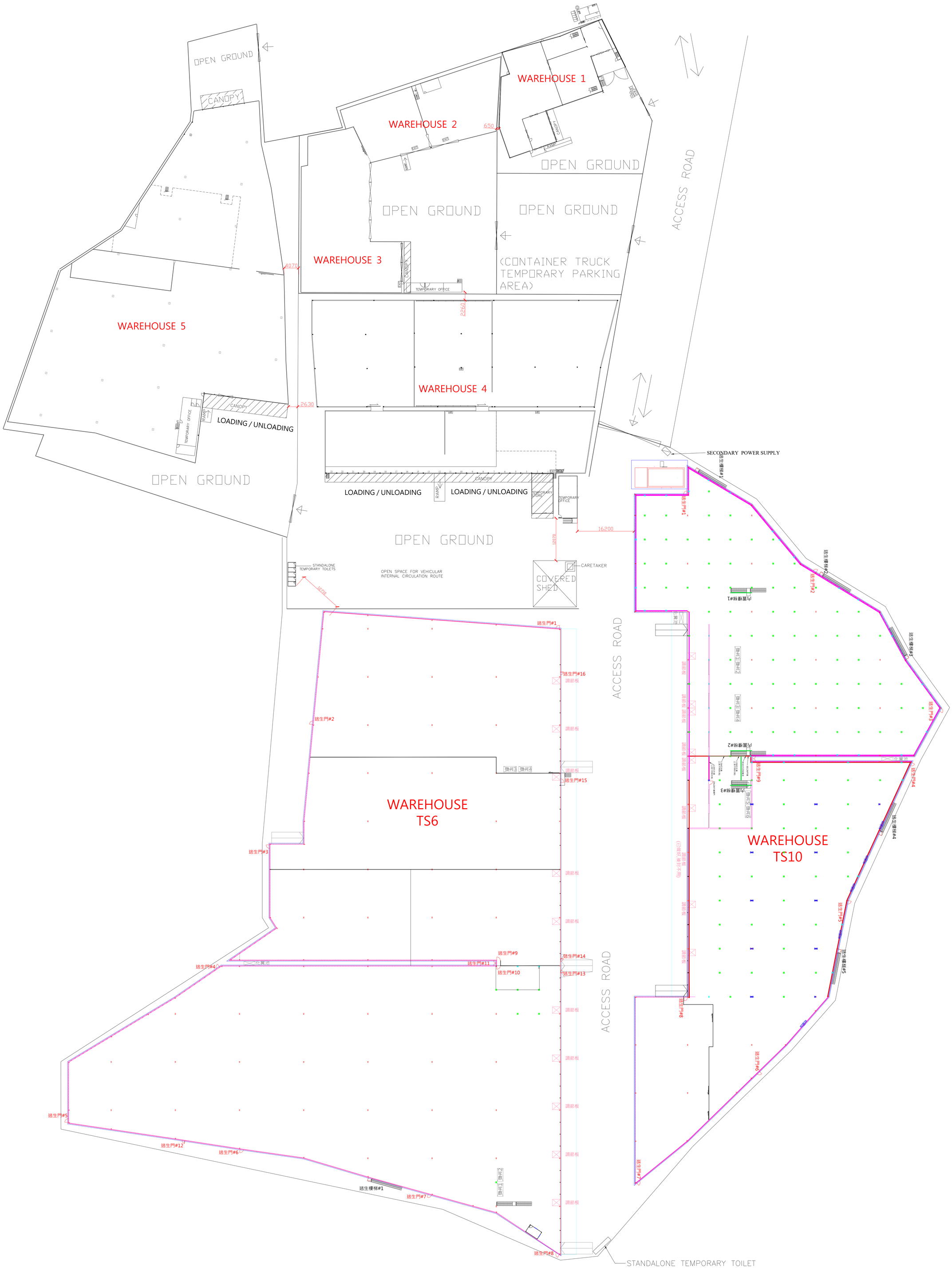
OPEN GROUND
CANOPY
WAREHOUSE 1
WAREHOUSE 2
650
RAMP
OPEN GROUND
OPEN GROUND
OPEN GROUND
ACCESS ROAD
WAREHOUSE 3
4070
CANOPY
TEMPORARY OFFICE
(CONTAINER TRUCK TEMPORARY PARKING AREA)
2260
WAREHOUSE 5
WAREHOUSE 4
2630
CANOPY
TEMPORARY OFFICE
RAMP
LOADING / UNLOADING
OPEN GROUND
CANOPY
LOADING / UNLOADING
RAMP
LOADING / UNLOADING
TEMPORARY STORE
TEMPORARY OFFICE
SECONDARY POWER SUPPLY
逃生樓梯#3
逃生門#1
16200
12070
OPEN GROUND
STANDALONE TEMPORARY TOILETS
OPEN SPACE FOR VEHICULAR INTERNAL CIRCULATION ROUTE
CARETAKER
COVERED SHED
12210
逃生門#1
逃生門#16
調節板
逃生門#2
調節板
換斗3
換斗4
逃生門#15
WAREHOUSE TS6
逃生門#3
調節板
調節板
調節板
逃生門#9
逃生門#14
逃生門#4
化糞池
逃生門#11
逃生門#13
逃生門#10
調節板
ACCESS ROAD
逃生門#5
逃生門#12
逃生門#6
逃生樓梯#1
換斗1
換斗2
逃生門#7
調節板
調節板
逃生門#8
STANDALONE TEMPORARY TOILET
逃生門#1
逃生樓梯#2
逃生門#2
逃生樓梯#3
逃生門#3
逃生門#4
逃生門#9
逃生門#5
逃生樓梯#4
逃生門#6
逃生門#7
逃生門#8
逃生樓梯#5
WAREHOUSE TS10
(已申請改作其他用途)
調節板
調節板
調節板

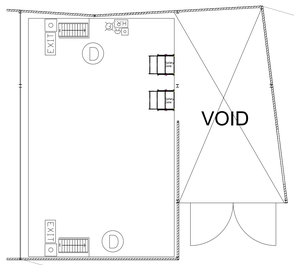

LEVEL 6.00M

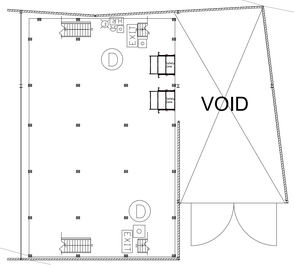

LEVEL 3.50M

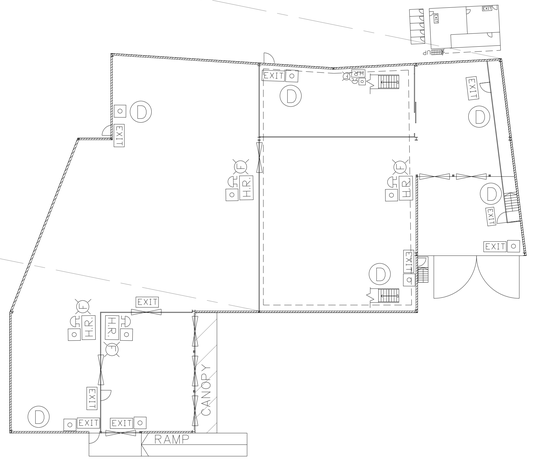

GROUND LEVEL

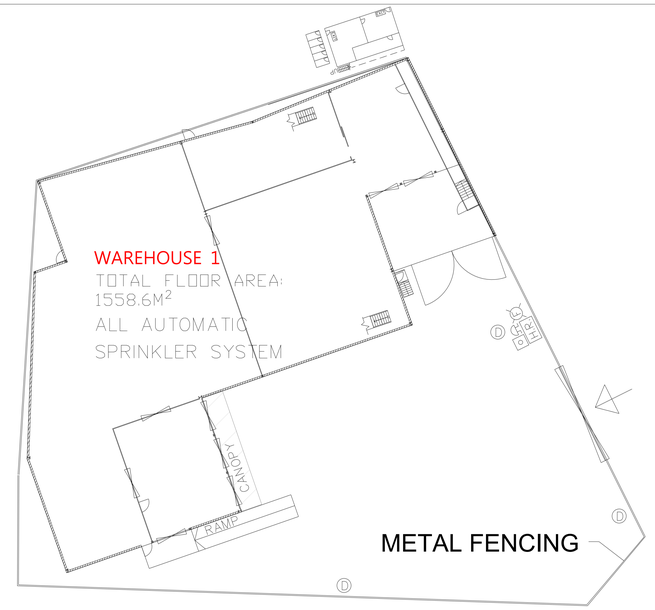

WAREHOUSE 1 SITE LOCATION PLAN

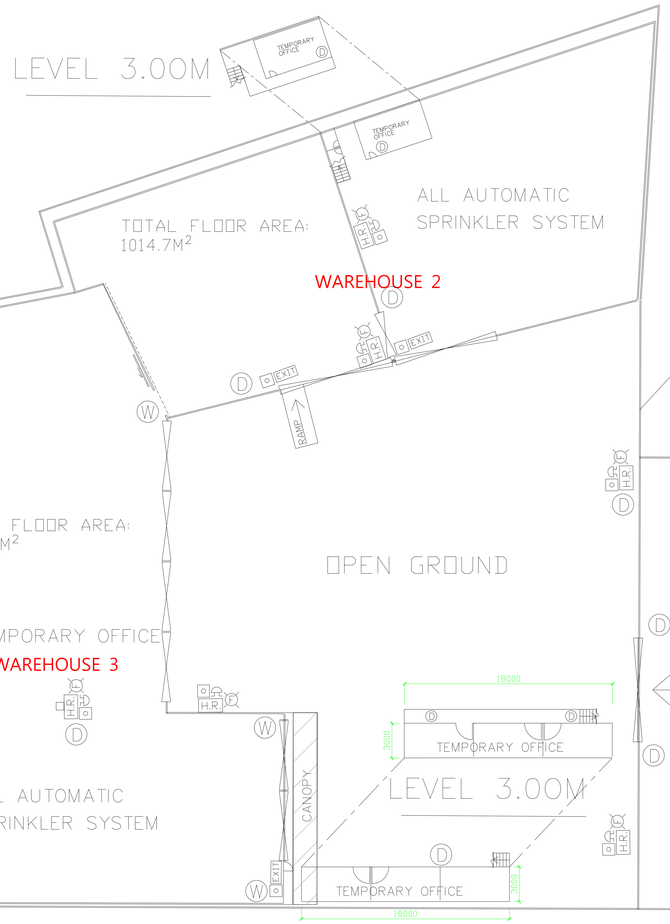

WAREHOUSE 1

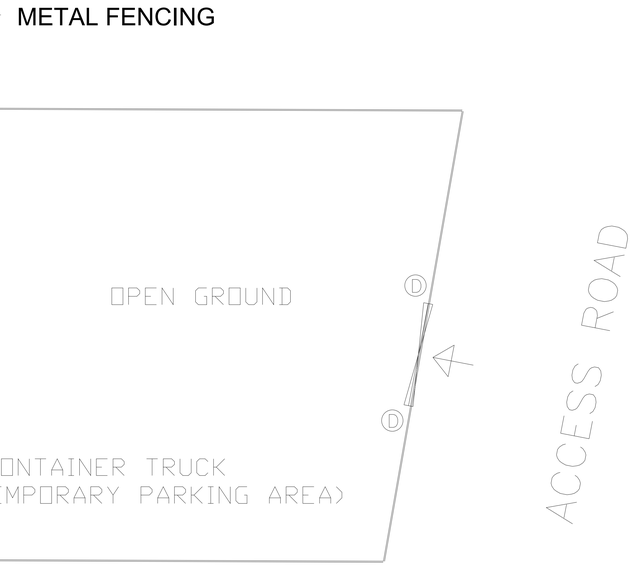

WAREHOUSE 2 & 3

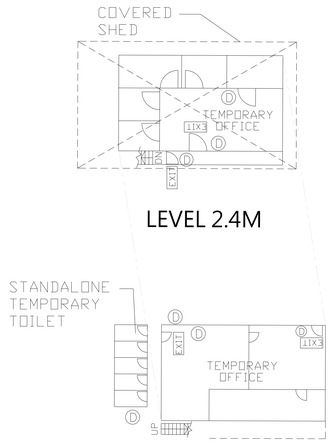

TEMPORARY OFFICE
(NOT TO SCALE)

PROJECT

LOTS 63(PART), 65(PART), 66(PART), 70(PART), 71(PART), 72, 73(PART), 74(PART), 75(PART), 76 S.A(PART), 77(PART), 80(PART), 112(PART), 113(PART) 122(PART), 124(PART), 125, 126, 127(PART), 128, 129(PART), 132(PART), 133(PART), 134(PART), 135, 136, 137, 138(PART), 139, 140, 141, 142 ,143, 144(PART), 145(PART), 146(PART), 147(PART), 148(PART), 149, 150, 151, 152, 153, 154, 155, 156, 157, 158, 159, 161, 163, 164, 165, 166, 256(PART), 257(PART), 258(PART), 260 S.A, 260 S.B(PART), 261 S.A, 261, 262, 263, 264, 265, 266, 267, 268(PART), 270(PART), 271, 272, 273, 274, 277(PART) 278(PART), 279(PART) AND 281(PART) IN D.D.125, HA TSUEN, YUEN LONG, NEW TERRITORIES

DRAWING TITLE

WAREHOUSE 1, 2 & 3
FIRE SERVICE LAYOUT PLAN
(RNTPC PAPER NO.A/HSK/632)

DRAWING NO.	FS-03		
SCALE	1:200 @ A0		
	INITIAL	DESIGNATION	DATE
DRAWN BY	GLORIA	A. Eng.	28-10-2026
DESIGN BY	MR CHEUNG	PM	28-10-2026
CHECK BY	MR CHEUNG	PM	28-10-2026
CONTRACT NO.	-		
REVISION	1		

ACCESS ROAD

TOTAL FLOOR AREA:
5019.1M²

TEMPORARY OFFICE,
STORE &
WAREHOUSE 4

ALL AUTOMATIC
SPRINKLER SYSTEM

LANE
SKY LIGHT
LANE

WAREHOUSE 4

CANOPY

LOADING / UNLOADING

RAMP

LOADING / UNLOADING

TEMPORARY STORE

TEMPORARY OFFICE

27550

13690

2600

2800

STANDALONE
TEMPORARY TOILETS 9M²

OPEN SPACE FOR VEHICULAR
INTERNAL CIRCULATION ROUTE

CARETAKER

STANDALONE
COVERED
SHED
166.7M²

LEVEL 6.00M

PLATFORM

LEVEL 3.00M

LEVEL 6.00M

WAREHOUSE 4

PROJECT

LOTS 63(PART), 65(PART), 66(PART), 70(PART), 71(PART), 72, 73(PART), 74(PART), 75(PART), 76 S.A(PART), 77(PART), 80(PART), 112(PART), 113(PART) 122(PART), 124(PART), 125, 126, 127(PART), 128, 129(PART), 132(PART), 133(PART), 134(PART), 135, 136, 137, 138(PART), 139, 140, 141, 142 ,143, 144(PART), 145(PART), 146(PART), 147(PART), 148(PART), 149, 150, 151, 152, 153, 154, 155, 156, 157, 158, 159, 161, 163, 164, 165, 166, 256(PART), 257(PART), 258(PART), 260 S.A, 260 S.B(PART), 261 S.A, 261, 262, 263, 264, 265, 266, 267, 268(PART), 270(PART), 271, 272, 273, 274, 277(PART) 278(PART), 279(PART) AND 281(PART) IN D.D.125, HA TSUEN, YUEN LONG, NEW TERRITORIES

DRAWING TITLE

WAREHOUSE 4
FIRE SERVICE LAYOUT PLAN
(RNTPC PAPER NO.A/HSK/632)

DRAWING NO.	FS-04		
SCALE	1:200 @ A0		
	INITIAL	DESIGNATION	DATE
DRAWN BY	GLORIA	A. Eng.	28-10-2026
DESIGN BY	MR CHEUNG	PM	28-10-2026
CHECK BY	MR CHEUNG	PM	28-10-2026
CONTRACT NO.	-		
REVISION	1		



PROJECT

LOTS 63(PART), 65(PART), 66(PART), 70(PART), 71(PART), 72, 73(PART), 74(PART), 75(PART), 76 S.A(PART), 77(PART), 80(PART), 112(PART), 113(PART) 122(PART), 124(PART), 125, 126, 127(PART), 128, 129(PART), 132(PART), 133(PART), 134(PART), 135, 136, 137, 138(PART), 139, 140, 141, 142 ,143, 144(PART), 145(PART), 146(PART), 147(PART), 148(PART), 149, 150, 151, 152, 153, 154, 155, 156, 157, 158, 159, 161, 163, 164, 165, 166, 256(PART), 257(PART), 258(PART), 260 S.A, 260 S.B(PART), 261 S.A, 261, 262, 263, 264, 265, 266, 267, 268(PART), 270(PART), 271, 272, 273, 274, 277(PART) 278(PART), 279(PART) AND 281(PART) IN D.D.125, HA TSUEN, YUEN LONG, NEW TERRITORIES

DRAWING TITLE

WAREHOUSE 5
FIRE SERVICE LAYOUT PLAN
(RNTPC PAPER NO.A/HSK/632)

DRAWING NO.	FS-05		
SCALE	1:200 @ A0		
	INITIAL	DESIGNATION	DATE
DRAWN BY	GLORIA	A. Eng.	28-10-2026
DESIGN BY	MR CHEUNG	PM	28-10-2026
CHECK BY	MR CHEUNG	PM	28-10-2026
CONTRACT NO.	-		
REVISION	1		

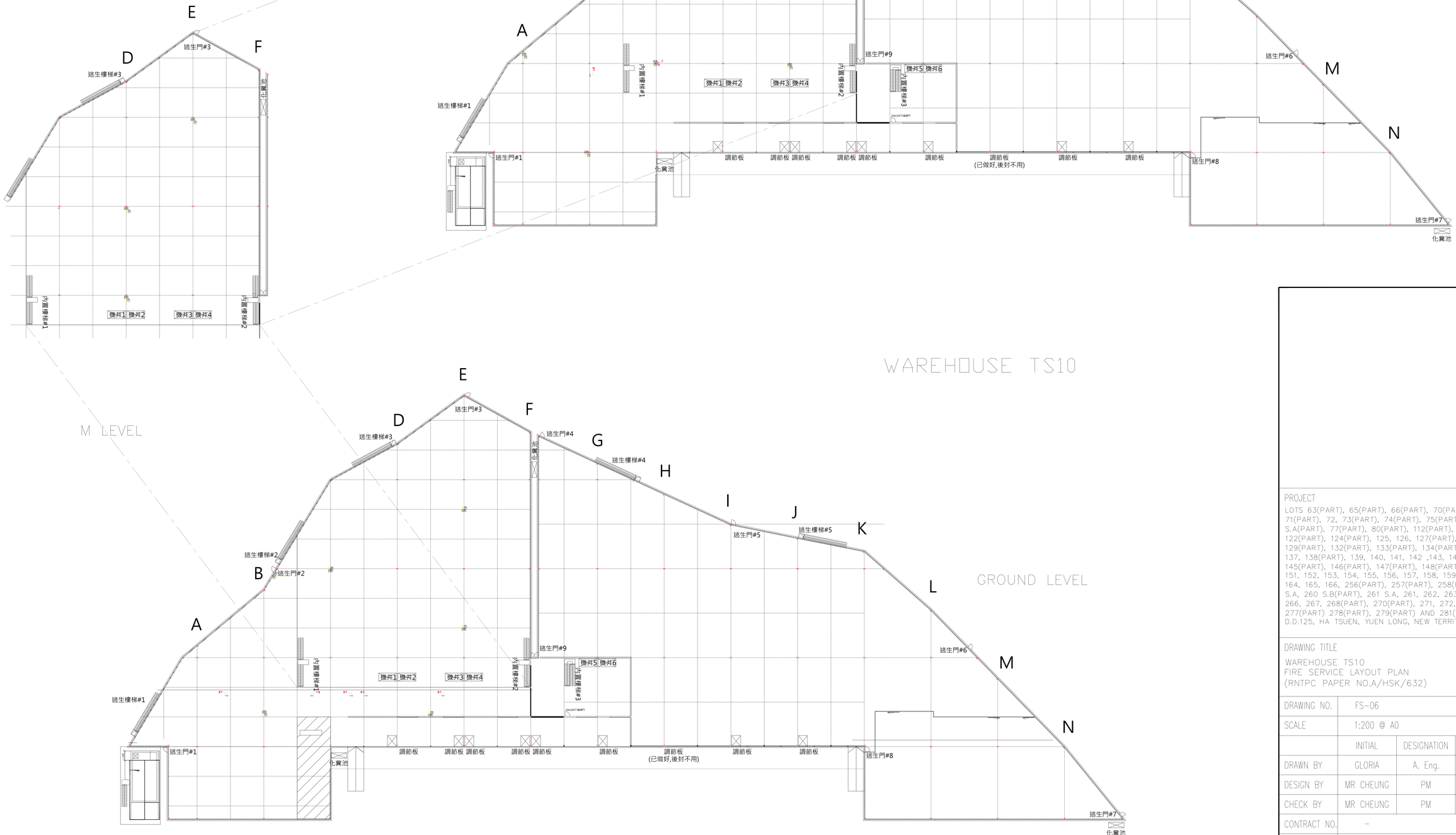

PROJECT

LOTS 63(PART), 65(PART), 66(PART), 70(PART), 71(PART), 72, 73(PART), 74(PART), 75(PART), 76 S.A(PART), 77(PART), 80(PART), 112(PART), 113(PART) 122(PART), 124(PART), 125, 126, 127(PART), 128, 129(PART), 132(PART), 133(PART), 134(PART), 135, 136, 137, 138(PART), 139, 140, 141, 142 ,143, 144(PART), 145(PART), 146(PART), 147(PART), 148(PART), 149, 150, 151, 152, 153, 154, 155, 156, 157, 158, 159, 161, 163, 164, 165, 166, 256(PART), 257(PART), 258(PART), 260 S.A, 260 S.B(PART), 261 S.A, 261, 262, 263, 264, 265, 266, 267, 268(PART), 270(PART), 271, 272, 273, 274, 277(PART) 278(PART), 279(PART) AND 281(PART) IN D.D.125, HA TSUEN, YUEN LONG, NEW TERRITORIES

DRAWING TITLE

WAREHOUSE TS10
FIRE SERVICE LAYOUT PLAN
(RNTPC PAPER NO.A/HSK/632)

DRAWING NO.	FS-06		
SCALE	1:200 @ A0		
	INITIAL	DESIGNATION	DATE
DRAWN BY	GLORIA	A. Eng.	28-10-2026
DESIGN BY	MR CHEUNG	PM	28-10-2026
CHECK BY	MR CHEUNG	PM	28-10-2026
CONTRACT NO.	-		
REVISION	1		

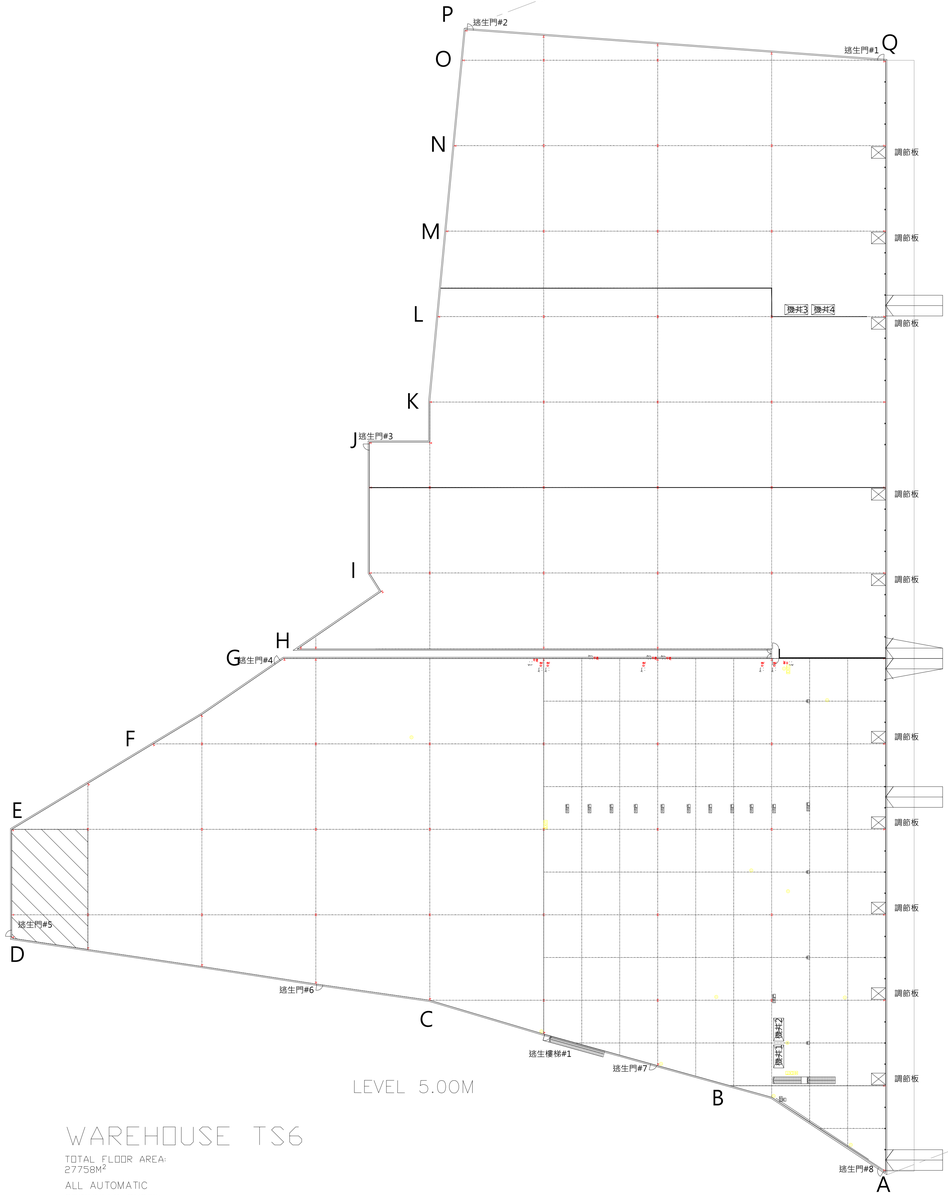

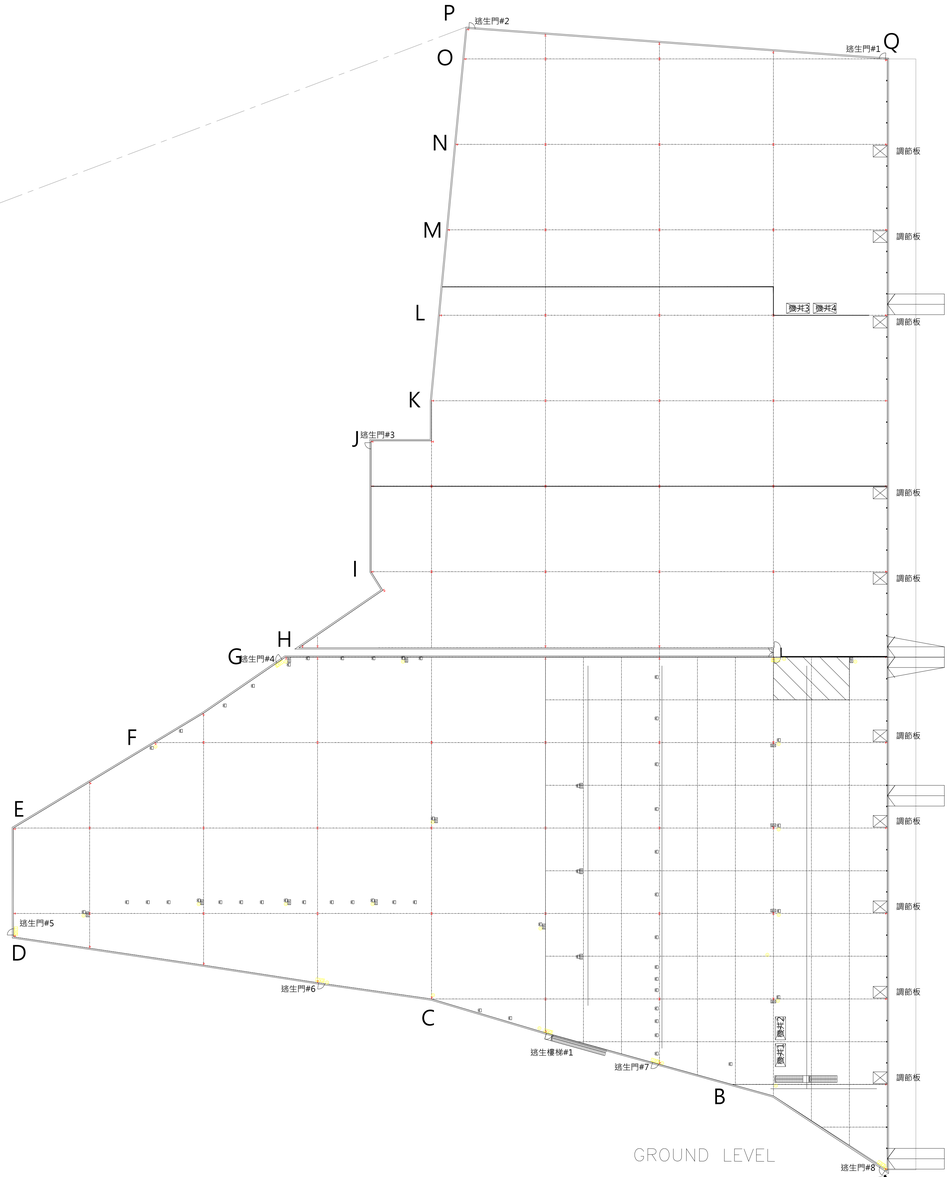

WAREHOUSE TS6

TOTAL FLOOR AREA:
27758M²

ALL AUTOMATIC
SPRINKLER SYSTEM

PROJECT

LOTS 63(PART), 65(PART), 66(PART), 70(PART), 71(PART), 72, 73(PART), 74(PART), 75(PART), 76 S.A(PART), 77(PART), 80(PART), 112(PART), 113(PART) 122(PART), 124(PART), 125, 126, 127(PART), 128, 129(PART), 132(PART), 133(PART), 134(PART), 135, 136, 137, 138(PART), 139, 140, 141, 142 ,143, 144(PART), 145(PART), 146(PART), 147(PART), 148(PART), 149, 150, 151, 152, 153, 154, 155, 156, 157, 158, 159, 161, 163, 164, 165, 166, 256(PART), 257(PART), 258(PART), 260 S.A, 260 S.B(PART), 261 S.A, 261, 262, 263, 264, 265, 266, 267, 268(PART), 270(PART), 271, 272, 273, 274, 277(PART) 278(PART), 279(PART) AND 281(PART) IN D.D.125, HA TSUEN, YUEN LONG, NEW TERRITORIES

DRAWING TITLE

WAREHOUSE TS6
FIRE SERVICE LAYOUT PLAN
(RNTPC PAPER NO.A/HSK/632)

DRAWING NO.	FS-07		
SCALE	1:200 @ A0		
	INITIAL	DESIGNATION	DATE
DRAWN BY	GLORIA	A. Eng.	28-10-2026
DESIGN BY	MR CHEUNG	PM	28-10-2026
CHECK BY	MR CHEUNG	PM	28-10-2026
CONTRACT NO.	–		
REVISION	1		

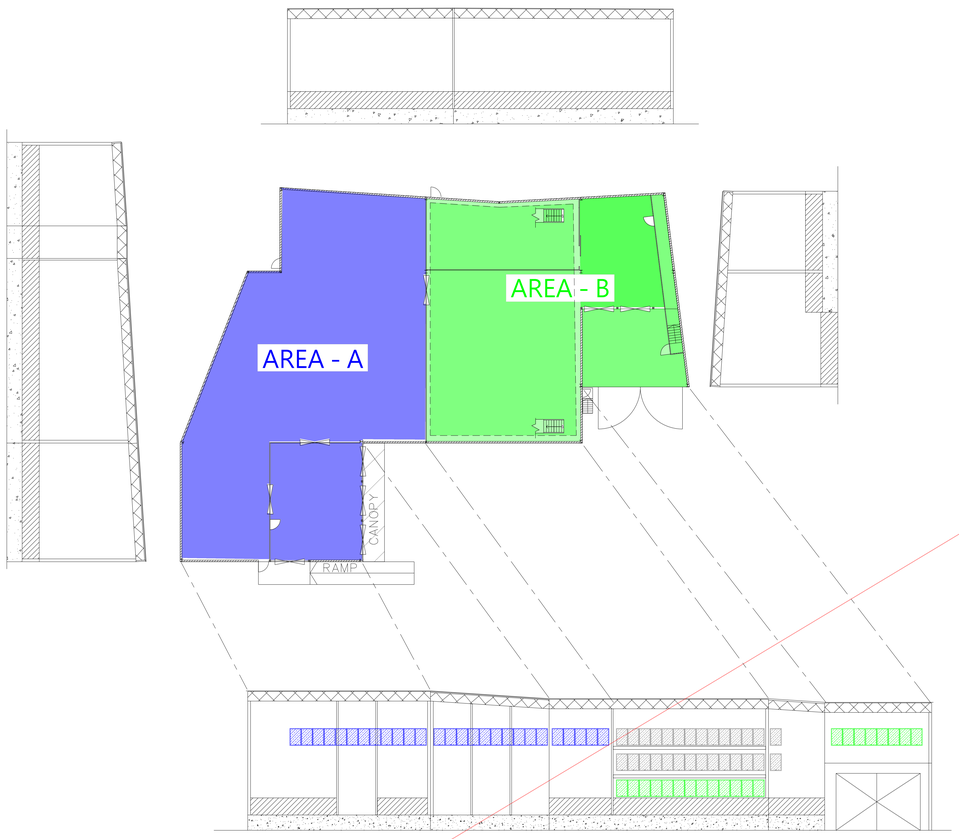

GROUND LEVEL

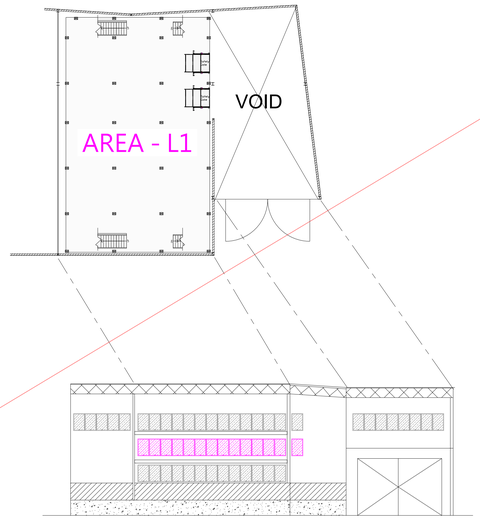

LEVEL 3.50M

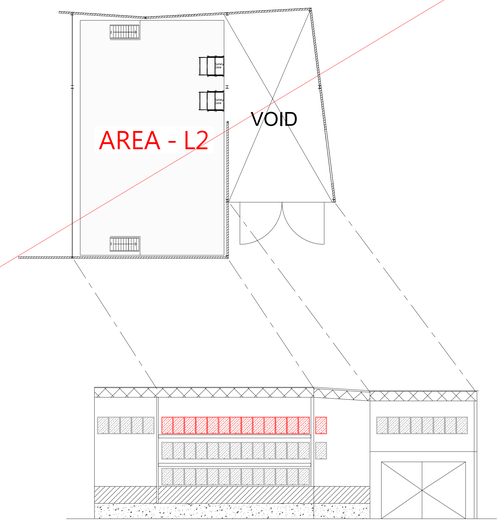

LEVEL 6.00M

WAREHOUSE 1

FLOOR AREA		REQUIRED OPENABLE WINDOWS	OPENABLE WINDOWS		PROVIDED OPENABLE WINDOWS
AREA - A	537.6 M²	X 6.25% = 33.5 M²	1 M X 1.5M = 1.5M² X 27 = 40.5 M²	=	40.5 M²
AREA - B	434 M²	X 6.25% = 27.125 M²	1 M X 1.5M = 1.5M² X 21 = 31.5 M²	=	31.5 M²
AREA - L1	293.5 M²	X 6.25% = 18.34 M²	1 M X 1.5M = 1.5M² X 14 = 21 M²	=	21 M²
AREA - L2	293.5 M²	X 6.25% = 18.34 M²	1 M X 1.5M = 1.5M² X 14 = 21 M²	=	21 M²
TOTAL :	1558.6 M²	X 6.25% = 97.305 M²		TOTAL :	114 M²

PROJECT

LOTS 63(PART), 65(PART), 66(PART), 70(PART), 71(PART), 72, 73(PART), 74(PART), 75(PART), 76 S.A(PART), 77(PART), 80(PART), 112(PART), 113(PART) 122(PART), 124(PART), 125, 126, 127(PART), 128, 129(PART), 132(PART), 133(PART), 134(PART), 135, 136, 137, 138(PART), 139, 140, 141, 142 ,143, 144(PART), 145(PART), 146(PART), 147(PART), 148(PART), 149, 150, 151, 152, 153, 154, 155, 156, 157, 158, 159, 161, 163, 164, 165, 166, 256(PART), 257(PART), 258(PART), 260 S.A, 260 S.B(PART), 261 S.A, 261, 262, 263, 264, 265, 266, 267, 268(PART), 270(PART), 271, 272, 273, 274, 277(PART) 278(PART), 279(PART) AND 281(PART) IN D.D.125, HA TSUEN, YUEN LONG, NEW TERRITORIES

DRAWING TITLE

PROVISION OF OPENABLE WINDOW AREA WITH CALCULATION (WAREHOUSE 1)
(RNTPC PAPER NO.A/HSK/632)

DRAWING NO.	FS-08		
SCALE	NOT TO SCALE		
	INITIAL	DESIGNATION	DATE
DRAWN BY	GLORIA	A. Eng.	28-10-2026
DESIGN BY	MR CHEUNG	PM	28-10-2026
CHECK BY	MR CHEUNG	PM	28-10-2026
CONTRACT NO.	–		
REVISION	1		

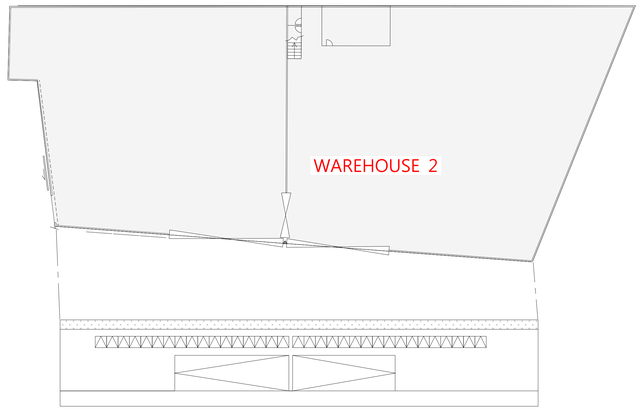

WAREHOUSE 2

FLOOR AREA		REQUIRED OPENABLE WINDOWS
AREA	1014.7 M^2	X 6.25% = 63.4 M^2

OPENABLE WINDOWS		VENTILATION OPENING		PROVIDED OPENABLE WINDOWS
1M X 1M = 1 M^2X 34 Nos. =	34 M^2	+ 41.96 M X 0.83 M =	34.8 M^2	= 68.8 M^2

TOTAL:	1014.7 M^2	X 6.25% = 63.4 M^2

TOTAL:	68.8 M^2

PROJECT

LOTS 63(PART), 65(PART), 66(PART), 70(PART), 71(PART), 72, 73(PART), 74(PART), 75(PART), 76 S.A(PART), 77(PART), 80(PART), 112(PART), 113(PART) 122(PART), 124(PART), 125, 126, 127(PART), 128, 129(PART), 132(PART), 133(PART), 134(PART), 135, 136, 137, 138(PART), 139, 140, 141, 142 ,143, 144(PART), 145(PART), 146(PART), 147(PART), 148(PART), 149, 150, 151, 152, 153, 154, 155, 156, 157, 158, 159, 161, 163, 164, 165, 166, 256(PART), 257(PART), 258(PART), 260 S.A, 260 S.B(PART), 261 S.A, 261, 262, 263, 264, 265, 266, 267, 268(PART), 270(PART), 271, 272, 273, 274, 277(PART) 278(PART), 279(PART) AND 281(PART) IN D.D.125, HA TSUEN, YUEN LONG, NEW TERRITORIES

DRAWING TITLE

PROVISION OF OPENABLE WINDOW AREA WITH CALCULATION (WAREHOUSE 2)
(RNTPC PAPER NO.A/HSK/632)

DRAWING NO.	FS-09		
SCALE	NOT TO SCALE		
	INITIAL	DESIGNATION	DATE
DRAWN BY	GLORIA	A. Eng.	28-10-2026
DESIGN BY	MR CHEUNG	PM	28-10-2026
CHECK BY	MR CHEUNG	PM	28-10-2026
CONTRACT NO.	-		
REVISION	1		

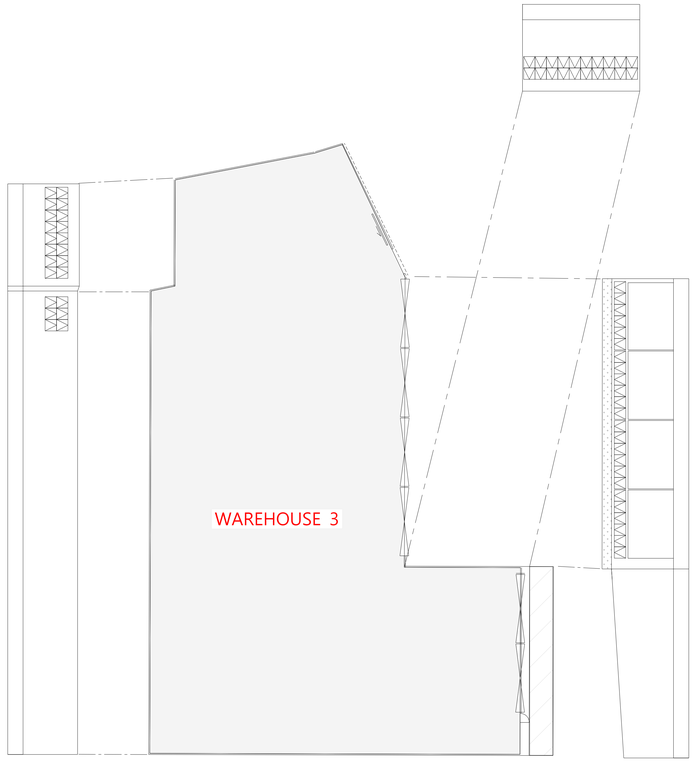

WAREHOUSE 3

FLOOR AREA		REQUIRED OPENABLE WINDOWS
AREA	1276.9 M^2	X 6.25% = 79.8 M^2

OPENABLE WINDOWS		VENTILATION OPENING		PROVIDED OPENABLE WINDOWS
1M X 1M = 1 M^2X 66 Nos. = 66 M^2	+	25.48 M X 0.83 M = 21.1 M^2	=	87.1 M^2

TOTAL :	1276.9 M^2	X 6.25% = 79.8 M^2

TOTAL:	87.1 M^2

PROJECT

LOTS 63(PART), 65(PART), 66(PART), 70(PART), 71(PART), 72, 73(PART), 74(PART), 75(PART), 76 S.A(PART), 77(PART), 80(PART), 112(PART), 113(PART) 122(PART), 124(PART), 125, 126, 127(PART), 128, 129(PART), 132(PART), 133(PART), 134(PART), 135, 136, 137, 138(PART), 139, 140, 141, 142 ,143, 144(PART), 145(PART), 146(PART), 147(PART), 148(PART), 149, 150, 151, 152, 153, 154, 155, 156, 157, 158, 159, 161, 163, 164, 165, 166, 256(PART), 257(PART), 258(PART), 260 S.A, 260 S.B(PART), 261 S.A, 261, 262, 263, 264, 265, 266, 267, 268(PART), 270(PART), 271, 272, 273, 274, 277(PART) 278(PART), 279(PART) AND 281(PART) IN D.D.125, HA TSUEN, YUEN LONG, NEW TERRITORIES

DRAWING TITLE

PROVISION OF OPENABLE WINDOW AREA WITH CALCULATION (WAREHOUSE 3)
(RNTPC PAPER NO.A/HSK/632)

DRAWING NO.	FS-10		
SCALE	NOT TO SCALE		
	INITIAL	DESIGNATION	DATE
DRAWN BY	GLORIA	A. Eng.	28-10-2026
DESIGN BY	MR CHEUNG	PM	28-10-2026
CHECK BY	MR CHEUNG	PM	28-10-2026
CONTRACT NO.	-		
REVISION	1		

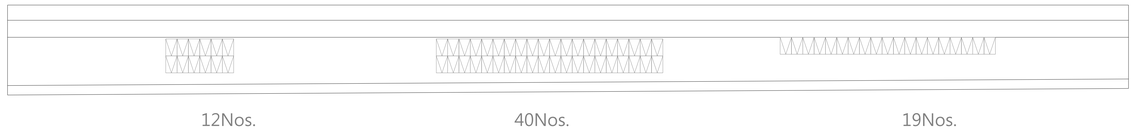

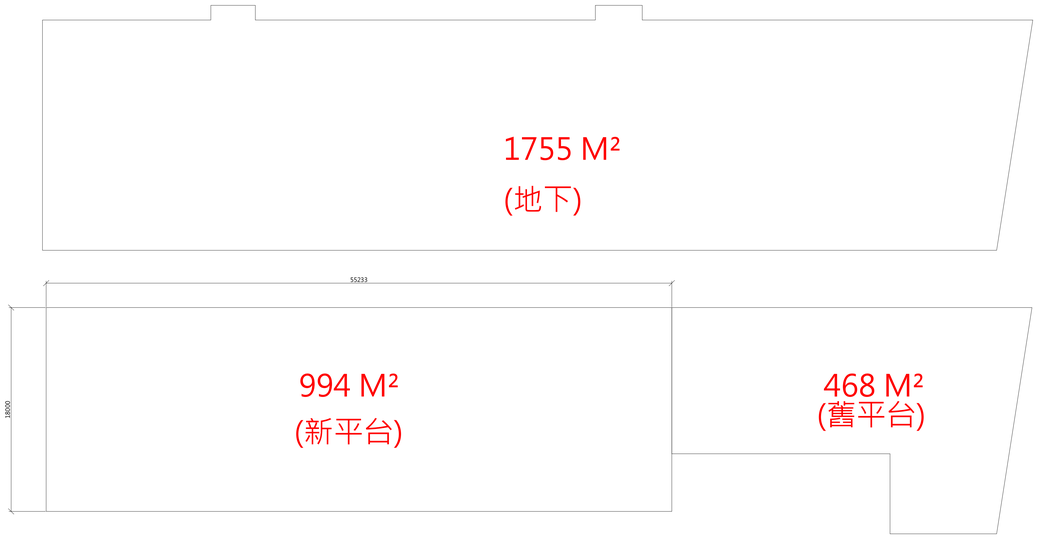

(1755 + 994 + 468) x 0.07 = 225.2

225.2 / 1.5 = 151 Nos.

151 - 33(原有) = 118 Nos. (新做)

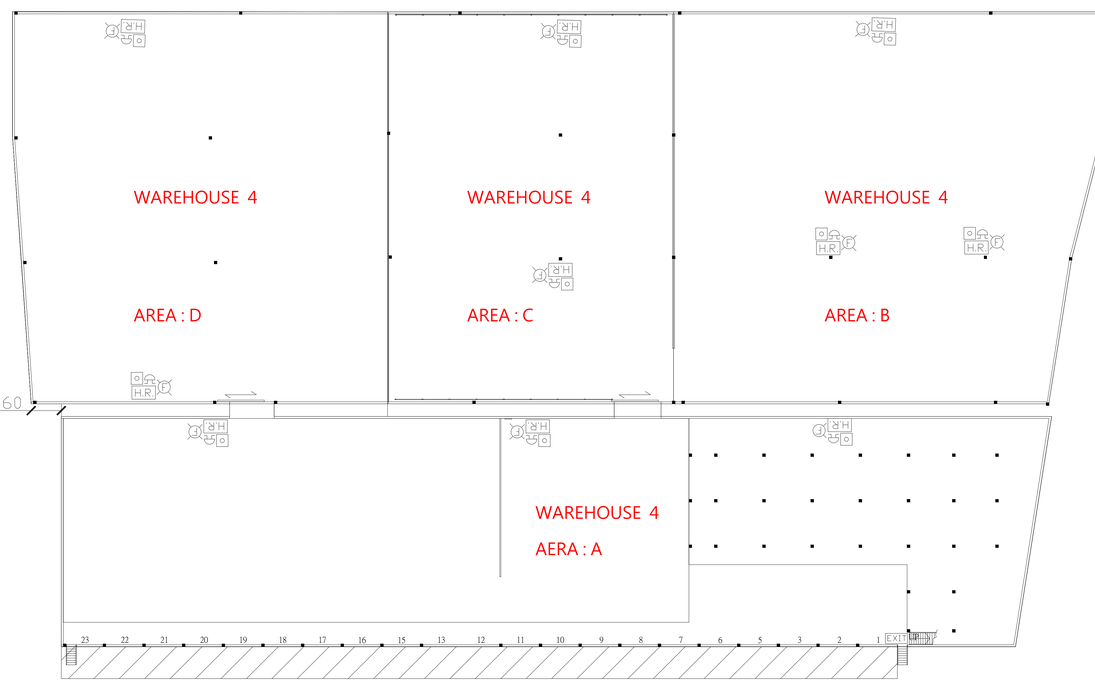

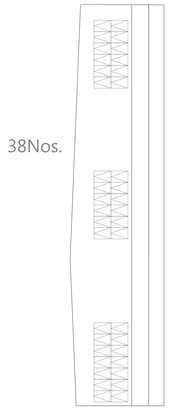

60Nos.

58Nos.

17Nos.

16Nos.

PROJECT

LOTS 63(PART), 65(PART), 66(PART), 70(PART), 71(PART), 72, 73(PART), 74(PART), 75(PART), 76 S.A(PART), 77(PART), 80(PART), 112(PART), 113(PART) 122(PART), 124(PART), 125, 126, 127(PART), 128, 129(PART), 132(PART), 133(PART), 134(PART), 135, 136, 137, 138(PART), 139, 140, 141, 142 ,143, 144(PART), 145(PART), 146(PART), 147(PART), 148(PART), 149, 150, 151, 152, 153, 154, 155, 156, 157, 158, 159, 161, 163, 164, 165, 166, 256(PART), 257(PART), 258(PART), 260 S.A, 260 S.B(PART), 261 S.A, 261, 262, 263, 264, 265, 266, 267, 268(PART), 270(PART), 271, 272, 273, 274, 277(PART) 278(PART), 279(PART) AND 281(PART) IN D.D.125, HA TSUEN, YUEN LONG, NEW TERRITORIES

DRAWING TITLE

PROVISION OF OPENABLE WINDOW AREA WITH CALCULATION (WAREHOUSE 4)
(RNTPC PAPER NO.A/HSK/632)

DRAWING NO.	FS-11		
SCALE	NOT TO SCALE		
	INITIAL	DESIGNATION	DATE
DRAWN BY	GLORIA	A. Eng.	28-10-2026
DESIGN BY	MR CHEUNG	PM	28-10-2026
CHECK BY	MR CHEUNG	PM	28-10-2026
CONTRACT NO.	-		
REVISION	1		

1954 x 0.0625 = 122.1 (M²)	已有 1.5 x 1 x 52 = 78 (M²)	新加 1.5 x 1 x 30 = 45 (M²)
7469 x 0.0625 = 466.8 (M²)	已有 1.5 x 1 x 82 = 123 (M²)	新加 1.5 x 1 x 230 = 345 (M²) 2.4 x 1 x 1 = 2.4 (M²)
156 x 0.0625 = 9.75 (M²)		1.5 x 1 x 7 = 10.5 (M²)



PROJECT

LOTS 63(PART), 65(PART), 66(PART), 70(PART), 71(PART), 72, 73(PART), 74(PART), 75(PART), 76 S.A(PART), 77(PART), 80(PART), 112(PART), 113(PART) 122(PART), 124(PART), 125, 126, 127(PART), 128, 129(PART), 132(PART), 133(PART), 134(PART), 135, 136, 137, 138(PART), 139, 140, 141, 142 ,143, 144(PART), 145(PART), 146(PART), 147(PART), 148(PART), 149, 150, 151, 152, 153, 154, 155, 156, 157, 158, 159, 161, 163, 164, 165, 166, 256(PART), 257(PART), 258(PART), 260 S.A, 260 S.B(PART), 261 S.A, 261, 262, 263, 264, 265, 266, 267, 268(PART), 270(PART), 271, 272, 273, 274, 277(PART) 278(PART), 279(PART) AND 281(PART) IN D.D.125, HA TSUEN, YUEN LONG, NEW TERRITORIES

DRAWING TITLE

PROVISION OF OPENABLE WINDOW AREA WITH CALCULATION (WAREHOUSE 5)
(RNTPC PAPER NO.A/HSK/632)

DRAWING NO.	FS-12		
SCALE	NOT TO SCALE		
	INITIAL	DESIGNATION	DATE
DRAWN BY	GLORIA	A. Eng.	28-10-2026
DESIGN BY	MR CHEUNG	PM	28-10-2026
CHECK BY	MR CHEUNG	PM	28-10-2026
CONTRACT NO.	-		
REVISION	1		

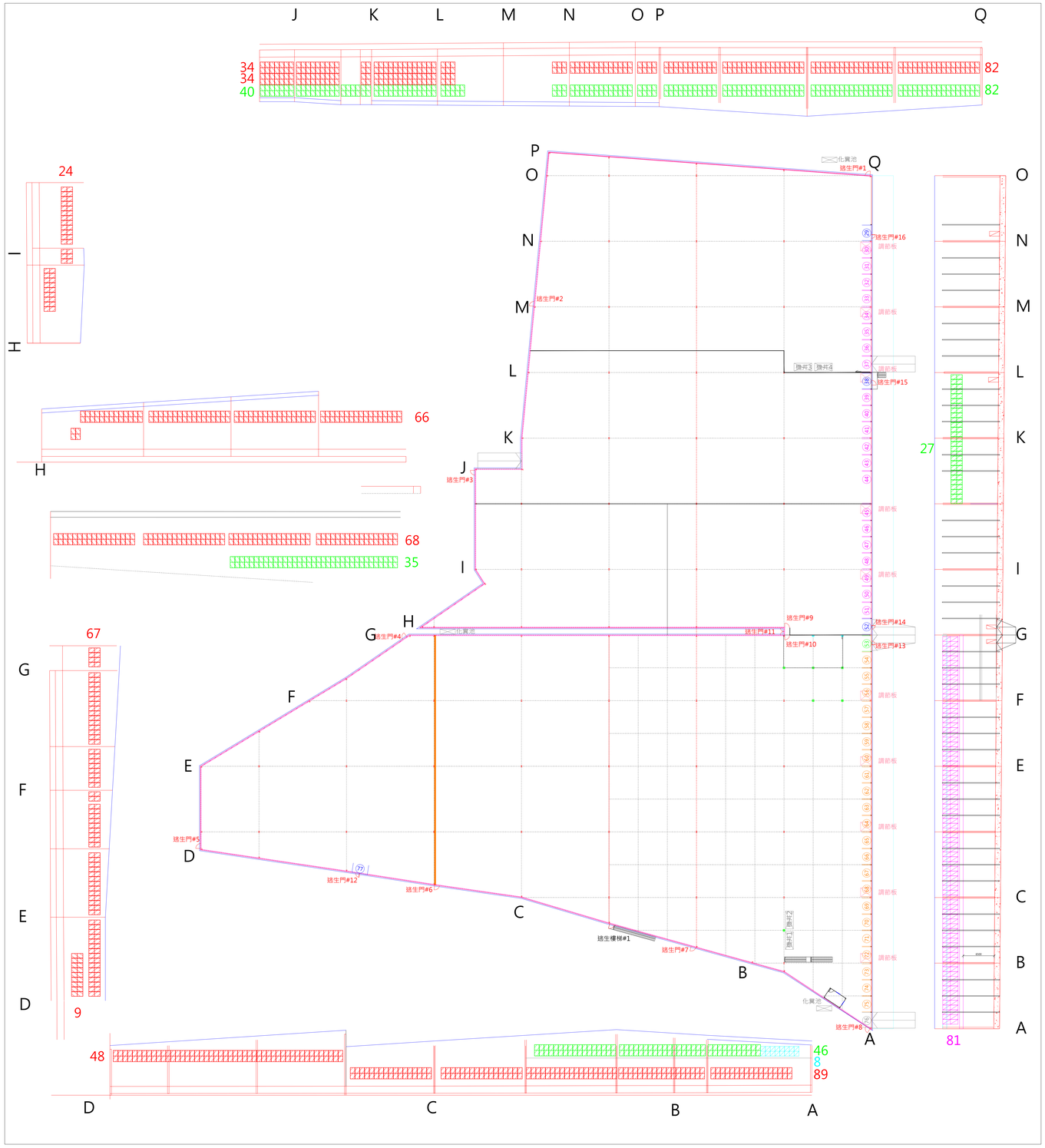

OPENABLE WINDOW : WAREHOUSE A

FLOOR AREA			REQUIRED OPENABLE WINDOWS		
AREA-A	2797	M² X 6.25% =	174.8	M²	
	2312	M² X 6.25% =	144.5	M²	
	3097	M² X 6.25% =	193.6	M²	
	9345	M² X 6.25% =	584.1	M²	
TOTAL:	17551.0	M² X 6.25% =	1096.9	M²	

OPENABLE WINDOWS											PROVIDED OPENABLE WINDOWS	
1	M	X 2.4	M	= 2.40	X	82	NOS.	= 196.8	M²	=	196.80	M²
1	M	X 2.4	M	= 2.40	X	67	NOS.	= 160.8	M²	=	160.80	M²
1	M	X 2.4	M	= 2.40	X	90	NOS.	= 216.0	M²		216.00	M²
1	M	X 2.4	M	= 2.40	X	281	NOS.	= 674.4	M²		674.40	M²
									TOTAL:		1248.00	M²

OPENABLE WINDOW : WAREHOUSE A

FLOOR AREA			REQUIRED OPENABLE WINDOWS		
AREA-A	2797	M² X 6.25% =	174.8	M²	
	2312	M² X 6.25% =	144.5	M²	
	6688	M² X 6.25% =	418.0	M²	
			0.0		
			0.0		
TOTAL:	11797.0	M² X 6.25% =	737.3	M²	

OPENABLE WINDOWS											PROVIDED OPENABLE WINDOWS	
1	M	X 2.4	M	= 2.40	X	82	NOS.	= 196.8	M²	=	196.80	M²
1	M	X 2.4	M	= 2.40	X	67	NOS.	= 160.8	M²	=	160.80	M²
1	M	X 2.4	M	= 2.40	X	81	NOS.	= 194.4	M²	=	469.60	M²
1	M	X 2.0	M	= 2.00	X	8	NOS.	= 16.0	M²			
1	M	X 3.2	M	= 3.20	X	81	NOS.	= 259.2	M²			
									TOTAL:		827.20	M²

PROJECT

LOTS 63(PART), 65(PART), 66(PART), 70(PART), 71(PART), 72, 73(PART), 74(PART), 75(PART), 76 S.A(PART), 77(PART), 80(PART), 112(PART), 113(PART) 122(PART), 124(PART), 125, 126, 127(PART), 128, 129(PART), 132(PART), 133(PART), 134(PART), 135, 136, 137, 138(PART), 139, 140, 141, 142 ,143, 144(PART), 145(PART), 146(PART), 147(PART), 148(PART), 149, 150, 151, 152, 153, 154, 155, 156, 157, 158, 159, 161, 163, 164, 165, 166, 256(PART), 257(PART), 258(PART), 260 S.A, 260 S.B(PART), 261 S.A, 261, 262, 263, 264, 265, 266, 267, 268(PART), 270(PART), 271, 272, 273, 274, 277(PART) 278(PART), 279(PART) AND 281(PART) IN D.D.125, HA TSUEN, YUEN LONG, NEW TERRITORIES

DRAWING TITLE

PROVISION OF OPENABLE WINDOW AREA WITH CALCULATION (WAREHOUSE TS6)
(RNTPC PAPER NO.A/HSK/632)

DRAWING NO.	FS-13		
SCALE	1:500 @ A0		
	INITIAL	DESIGNATION	DATE
DRAWN BY	GLORIA	A. Eng.	28-10-2026
DESIGN BY	MR CHEUNG	PM	28-10-2026
CHECK BY	MR CHEUNG	PM	28-10-2026
CONTRACT NO.	–		
REVISION	1		

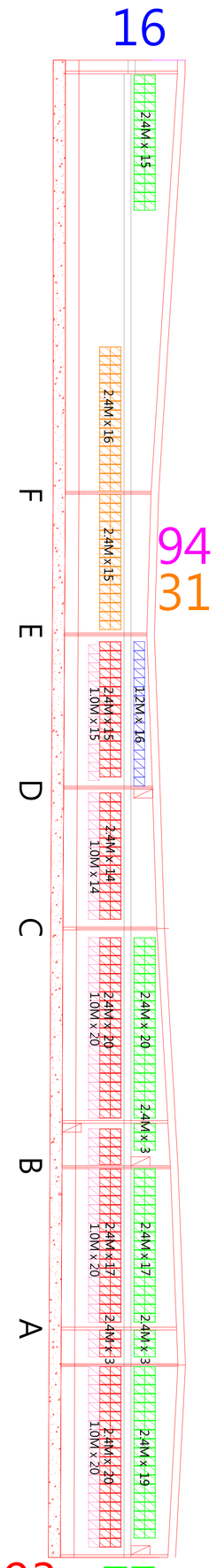

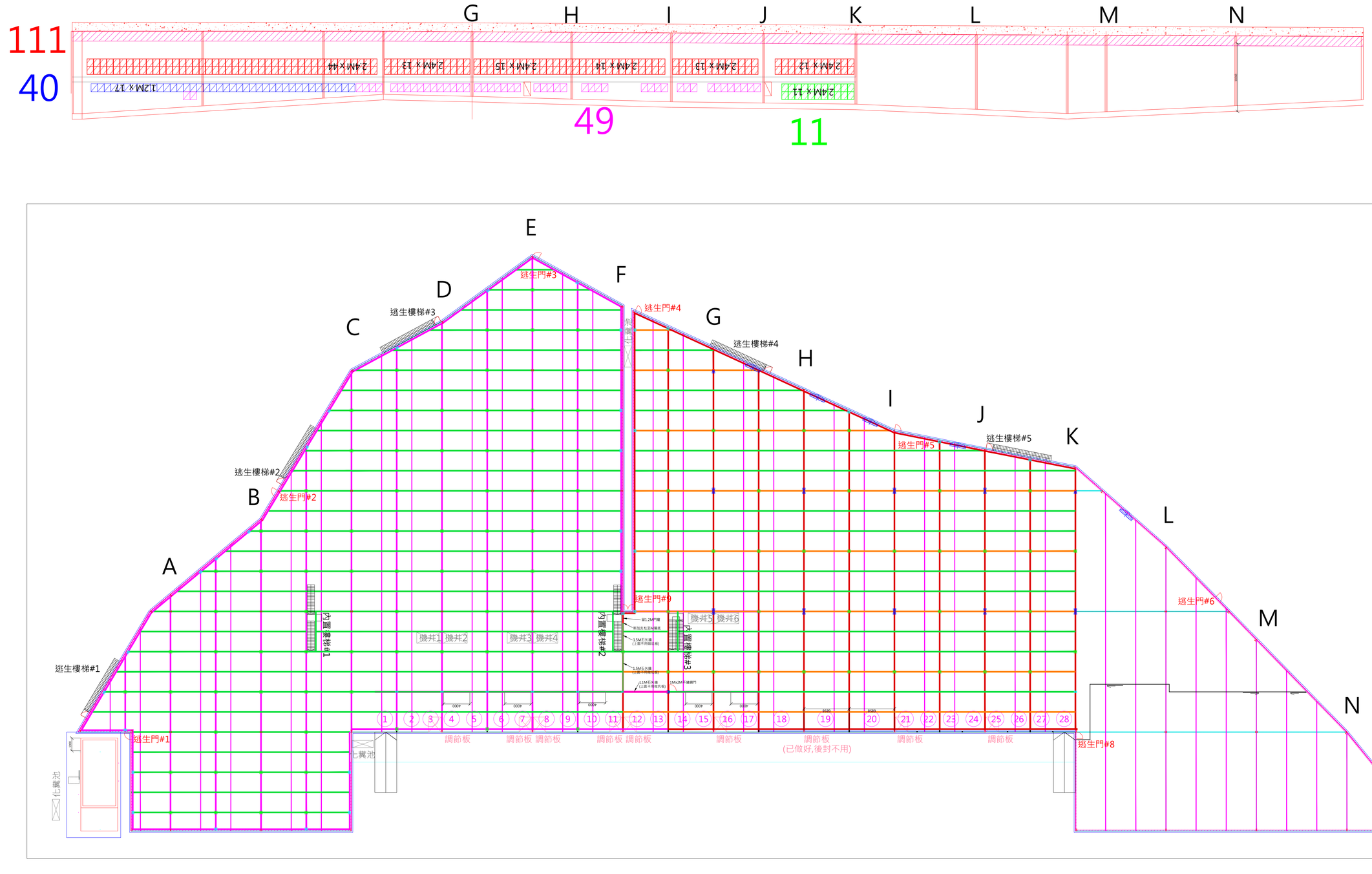

OPENABLE WINDOW : WAREHOUSE B

FLOOR AREA		REQUIRED OPENABLE WINDOWS	
AREA-A	7666 M²	X 6.25% =	479.1 M²
	821 M²	X 6.25% =	51.3 M²
TOTAL:	8487.0 M²	X 6.25% =	530.4 M²

OPENABLE WINDOWS

1 M	X 2.4	M = 2.40	X 191 NOS.	= 458.4 M²		
1 M	X 2.4	M = 2.40	X 26 NOS.	= 62.4 M²		
1 M	X 1.2	M = 1.20	X 49 NOS.	= 58.8 M²		

PROVIDED OPENABLE WINDOWS

=		458.40	M²
=		67.20	M²
=		58.80	M²
TOTAL:		584.40	M²

OPENABLE WINDOW : WAREHOUSE B

FLOOR AREA		REQUIRED OPENABLE WINDOWS	
AREA-A	9229 M²	X 6.25% =	576.8 M²
	2416 M²	X 6.25% =	151.0 M²
			0.0
TOTAL:	11645.0 M²	X 6.25% =	727.8 M²

OPENABLE WINDOWS

1 M	X 2.4	M = 2.40	X 273 NOS.	= 655.2 M²		
1 M	X 2.4	M = 2.40	X 31 NOS.	= 74.4 M²		
1 M	X 1.0	M = 1.00	X 94 NOS.	= 94.0 M²		

PROVIDED OPENABLE WINDOWS

=		655.20	M²
=		74.40	M²
=		94.00	M²
TOTAL:		823.60	M²

	INITIAL	DESIGNATION	DATE
DRAWN BY	GLORIA	A. Eng.	28-10-2026
DESIGN BY	MR CHEUNG	PM	28-10-2026
CHECK BY	MR CHEUNG	PM	28-10-2026
CONTRACT NO.		--	
REVISION		1	

SCALE 1:250 @ A0

DRAWING TITLE
PROVISION OF OPENABLE WINDOW AREA WITH CALCULATION (WAREHOUSE TS10) (RNTPC PAPER NO.A/HSK/632)

DRAWING NO. FS-14

PROJECT
LOTS 63(PART), 65(PART), 66(PART), 70(PART), 71(PART), 72, 73(PART), 74(PART), 75(PART), 76, 144(PART), 145(PART), 146, 147, 148, 149, 150, 151, 152, 153, 154, 155, 156, 157, 158, 159, 161, 163, 164, 165, 166, 256(PART), 257(PART), 258(PART), 260 S.A, 260 S.B(PART), 261 S.A, 261, 262, 263, 264, 265, 266, 267, 268(PART), 270(PART), 271, 272, 273, 274, 277(PART) 278(PART), 279(PART) AND 281(PART) IN D.D.125, HA TSUEN, YUEN LONG, NEW TERRITORIES